

The Seal of Biliteracy
2024 National Report
for the
2022-2023 School Year



www.SealofBiliteracy.org

Suggested citation:

Aguirre, S. & Chou, A. (2024). *The Seal of Biliteracy 2024 national report, for the 2022-2023 school year*. SealofBiliteracy.org

Report prepared by Samuel Aguirre and Arthur Chou. **Originally published on December 9, 2024.**

Table of Contents

Executive Summary.....	3
Acknowledgements.....	3
What is the Seal of Biliteracy?	4
States with Approved Seal of Biliteracy Programs.....	4
Figure 1. State Laws Regarding the Seal of Biliteracy in 2024	4
Table 1. Date and School Year of Adoption of the Seal of Biliteracy by State.	5
Participation in the Seal of Biliteracy Data Collection for School Year 2022-2023.....	6
Figure 2. Percentage of state responses to the SY2022-2023 Seal of Biliteracy data collection.....	6
Seal of Biliteracy Awards for School Year 2022-2023	7
Figure 3. Number of Seal of Biliteracy Awards by State	7
Languages Awarded in the Seal of Biliteracy in School Year 2022-2023	8
Figure 4. Number of languages awarded by each state.	8
Table 2. Languages in which the Seal of Biliteracy was awarded in SY2022-2023 by state.	9
Overview of Languages Awarded in the Seal of Biliteracy in School Year 2022-2023.....	13
Figure 5. Languages that were awarded by ten or more of the 35 reporting states in SY2022-2023....	13
Figure 6. Languages awarded by at least 50% of the 39 reporting states in SY2022-2023	14
Figure 7. Languages awarded by 25% to 49% of the 39 reporting states in SY2022-2023.....	14
Figure 8. Languages awarded by 10% to 24% of the 39 reporting states in SY2022-2023.....	15
Table 3. Languages awarded by less than 10% of the 39 reporting states in SY2022-2023.....	16
Table 4. Native American and Pacific Islander languages awarded in the 35 reporting states.....	17
Seal of Biliteracy Awards to English Learners in School Year 2022-2023	17
Table 5. Seal of Biliteracy Awards to ELs, Former ELs, and Ever ELs by State.....	17
Table 6. Seal of Biliteracy Awards to Heritage Speakers of Languages Other than English by State	18
Figure 9. Percentage of Ever English learners and Never English Learners receiving the Seal of Biliteracy in 32 reporting states for SY2022-2023	18
Figure 10. Percentage of Ever English Learners that earned the Seal of Biliteracy in 32 reporting states in SY2022-2023	19
Contact Information.....	20

Executive Summary

The 2024 National Seal of Biliteracy (SoBL) Report, which reflects the data of the School Year 2022-2023, is the fourth national report on the SoBL produced by SealofBiliteracy.org. Due to the impact of the COVID-19 Pandemic, reports were not published for School Years 2019-2020 and 2020-2021.

The Seal of Biliteracy started in California by Californians Together in 2008 as a grassroots movement to reverse the deficit view of English Learners (ELs) to instead honor and recognize them for their proficiency in English and another language, while preparing all students for global citizenship. As of January 30, 2024, all 50 states plus Washington, D.C. had established a State SoBL program. Each state establishes their own rules, including award criteria and data collection.

For the 2024 Report presented here, data on SoBL awards was collected from 44 states: Alabama, Alaska, Arizona, Arkansas, California, Connecticut, Delaware, Florida, Georgia, Hawai'i, Idaho, Illinois, Indiana, Iowa, Kansas, Kentucky, Louisiana, Maine, Maryland, Massachusetts, Michigan, Minnesota, Missouri, Montana, Nebraska, New Hampshire, New Jersey, New Mexico, New York, North Carolina, North Dakota, Ohio, Oklahoma, Oregon, Rhode Island, South Carolina, Tennessee, Utah, Vermont, Virginia, Washington, West Virginia, Wisconsin, and Wyoming. The data was submitted by each participating State Education Agency or their designee.

The state of South Dakota had no data available for this report, as their SoBL was not under implementation in SY2022-2023. Six state agencies (Colorado, Mississippi, Nevada, Pennsylvania, Texas, and Washington, D.C.) did not participate in this report.

There were 158,384 total SoBL awards reported for SY2022-2023, up from 147,937 in SY2021-2022. This year, the state with the most SoBL awards was California, with 59,782 awards. Florida had the second largest number of SoBL awards at 16,039, and New Jersey had the third largest with 8,784 awards.

The SoBL was awarded in 143 languages across the country in SY2022-2023, compared to 127 languages in SY2021-2022. Washington awarded the most languages, a total of 84. New York awarded 80 languages. Among those awarded, 11 represented Native American and Pacific Islander languages in U.S. states and territories: Keres, Navajo, 'Ōlelo Hawai'i, Samoan, Tewa, Tiwa, Yakima, Yugtun, Yup'ik, Yurok, and Zuni. There was also an increase in the awards for American Sign Language (ASL).

Equity for English Learners is an important focus for the SoBL movement. At the time of the first report in 2019, most states were not collecting data on their ELs or Former ELs. This year, however, 32 out of the 44 participating states reported SoBL award data on ELs. A total of 55,475 Ever ELs earned the SoBL in 2022-2023. For purposes of this report, the Ever EL count of SoBL awards is calculated by combining the EL and Former EL counts of each reporting state and may not reflect the actual total number of Ever ELs who received the award in each state in SY2022-2023. California had the highest number of SoBL earners who were Ever ELs, with a total of 27,082 students. Additionally, by percentage of total awards, New Mexico excelled, as 66% of all of their awards were obtained by Ever ELs. It's projected that the actual number of Ever ELs who received the SoBL award would have been higher if all states had been able to disaggregate their data by this population of students. States are encouraged to continue to expand and refine their data collection to include more information about students attaining the SoBL.

Acknowledgements

The authors of this report would like to thank the Departments of Education of the 44 states that provided the data for this report. Special thanks to the National Association of English Learner Program Administrators (NAELPA) and the National Council of State Supervisors for Languages (NCSSFL), both of whom encouraged their members to participate in this report.

What is the Seal of Biliteracy?

The Seal of Biliteracy is an award given by a school, school district, or state in recognition of students who have attained proficiency in two or more languages. For purposes of this report, only state-level data associated with state awards is reported. In most cases, one of the languages of proficiency must be English. However, for some states, such as Hawai'i, students can earn the SoBL in two or more languages, not including English. Our vision is to help students recognize the value of their academic success and see the tangible benefits of being bi/multilingual.

States with Approved Seal of Biliteracy Programs

As of the publication of the 2024 SoBL Report in December 2024, all 50 states and the District of Columbia have established a Seal of Biliteracy program (see Figure 1 below). In school year 2022-2023, forty-nine states and the District of Columbia were implementing their State Seal of Biliteracy program (see Table 1 below). The state of South Dakota was the only state that did not have student data for the 2022-2023 school year because they had not implemented their program at the time. Furthermore, the following six state agencies did not submit data for the 2023 SoBL report: Colorado, Mississippi, Nevada, Pennsylvania, Texas, and Washington, D.C.

Figure 1. State Laws Regarding the Seal of Biliteracy in 2024
 [Source: <https://sealofbiliteracy.org/> (downloaded June 2024)]

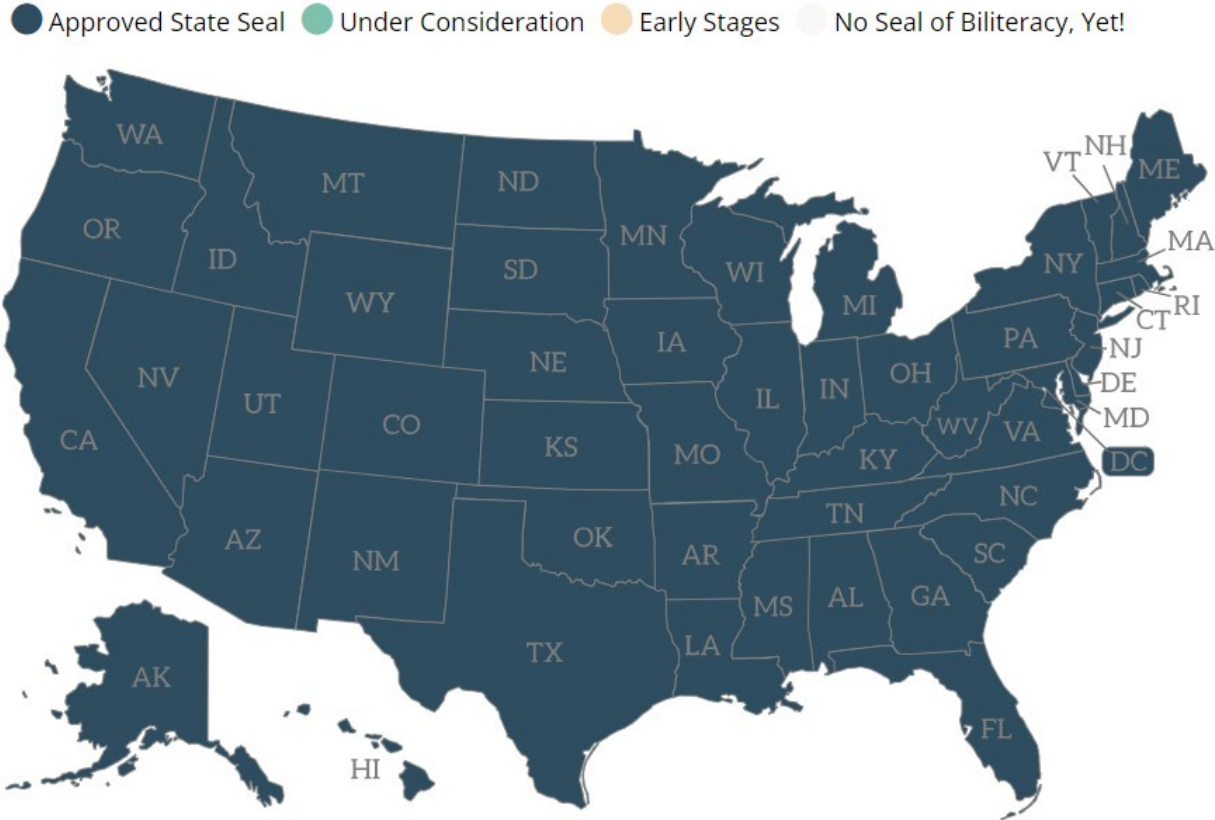


Table 1. Date and School Year of Adoption of the Seal of Biliteracy by State.

State	Date of Seal Adoption	First School Year of Implementation	State	Date of Adoption	First School Year of Implementation
Alabama	4/6/2022	2023-2024	Montana	7/16/2021	2022-2023
Alaska	6/8/2022	2023-2024	Nebraska	1/14/2020	2020-2021
Arizona	5/12/2016	2016-2017	Nevada	5/30/2015	2015-2016
Arkansas	6/14/2018	2018-2019	New Hampshire	9/25/2020	2021-2022
California	10/8/2011	2012-2013	New Jersey	1/19/2016	2016-2017
Colorado	3/30/2017	2017-2018	New Mexico	3/8/2014	2015-2016
Connecticut	6/6/2017	2017-2018	New York	7/31/2012	2015-2016
Delaware	7/21/2017	2017-2018	North Carolina	1/20/2015	2015-2016
District of Columbia	12/4/2014	2015-2016	North Dakota	2/19/2019	2019-2020
Florida	4/14/2016	2016-2017	Ohio	3/16/2017	2017-2018
Georgia	5/3/2016	2016-2017	Oklahoma	7/1/2020	2020-2021
Hawai'i	6/16/2015	2016-2017	Oregon	4/14/2016	2016-2017
Idaho	3/10/2020	2021-2022	Pennsylvania	3/15/2022	2022-2023
Illinois	8/27/2013	2014-2015	Rhode Island	6/17/2016	2016-2017
Indiana	5/7/2015	2015-2016	South Carolina	10/9/2018	2019-2020
Iowa	4/17/2018	2018-2019	South Dakota	1/30/2024	2024-2025
Kansas	5/17/2016	2016-2017	Tennessee	1/31/2018	2018-2019
Kentucky	4/1/2021	2021-2022	Texas	6/10/2013	2013-2014
Louisiana	5/16/2014	2014-2015	Utah	12/4/2015	2016-2017
Maine	10/31/2019	2020-2021	Vermont	12/1/2020	2021-2022
Maryland	4/26/2016	2016-2017	Virginia	3/23/2015	2015-2016
Massachusetts	11/22/2017	2018-2019	Washington	3/27/2014	2014-2015
Michigan	1/25/2018	2018-2019	West Virginia	3/18/2021	2021-2022
Minnesota	5/16/2014	2014-2015	Wisconsin	10/1/2015	2016-2017
Mississippi	10/10/2019	2020-2021	Wyoming	3/21/2022	2022-2023
Missouri	10/12/2017	2018-2019			

Participation in the Seal of Biliteracy Data Collection for School Year 2022-2023

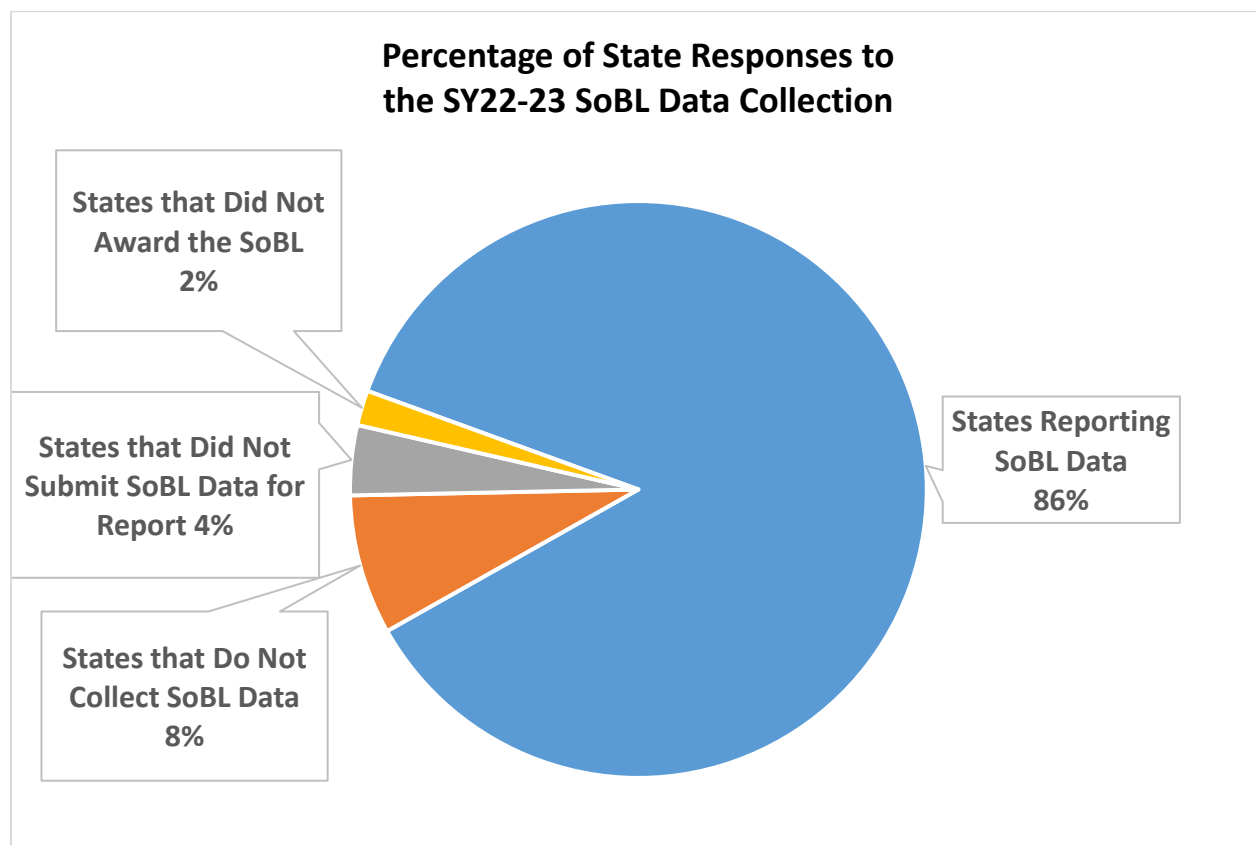
Data from the SoBL awards of SY2022-2023 was requested from State Education Agencies and State Seal of Biliteracy Leaders. Responses were accepted from January through November 2024. The following data points were collected:

- Number of students who earned the SoBL per state in SY2022-2023
- Languages represented in the SoBL awards of SY2022-2023
- Number of ELs, Former-ELs, and heritage speakers of a language other than English who earned the SoBL award in SY2022-2023

In order to be eligible to participate in this report, each state must have had an approved SoBL program available for implementation prior to SY2022-2023. During the data collection period, a total of 44 states submitted their data for this report. The states that did not contribute data to this report did so because of one of the following reasons:

- The state had a SoBL program adopted during or after the 2022-2023 school year;
- The state was in the early stages of the SoBL program implementation;
- The state was implementing a SoBL program but did not collect award data for 2022-2023.

Figure 2. Percentage of state responses to the SY2022-2023 Seal of Biliteracy data collection
[Percentage of response per category is based on a count of 51, which includes all 50 states and Washington, D.C.]

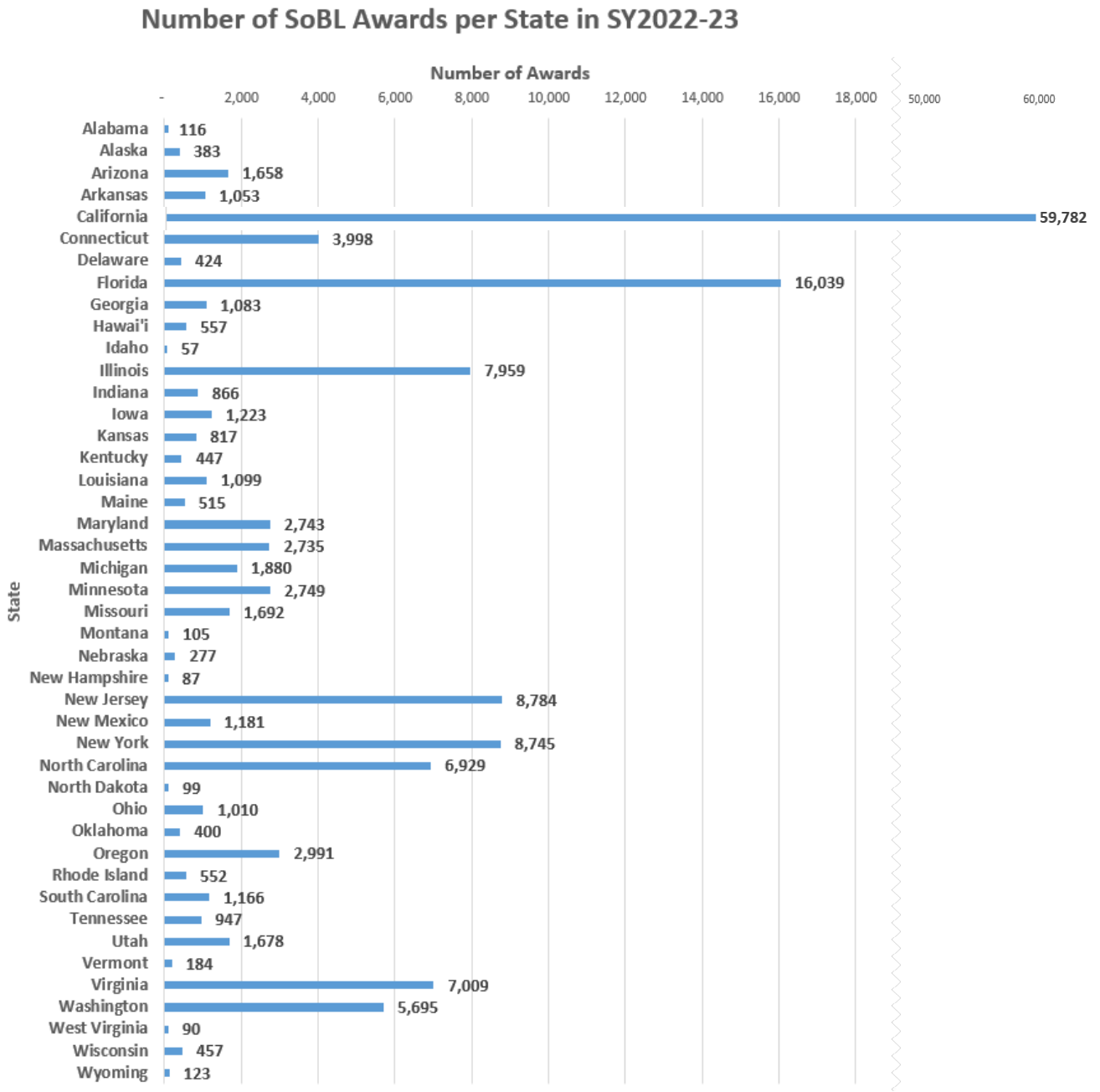


Seal of Biliiteracy Awards for School Year 2022-2023

A total of 44 state education agencies reported SoBL award numbers for SY2022-2023. The number of awards per state is presented in Figure 3. California led the total count with 59,782 awards, followed by Florida, which awarded 16,039 SoBL awards. Eight states reported more than 5,000 SoBL awards each. The smallest number of awards was in Idaho, a state that was in the second year of implementation in SY2022-2023, and whose total number of awards is rising.

Figure 3. Number of Seal of Biliiteracy Awards by State

[Note that California has 59,782 awards. The table is edited to reflect this difference.]



Languages Awarded in the Seal of Biliteracy in School Year 2022-2023

Not every state that reported on their SoBL awards was able to report the list of languages awarded and the amounts of awards per language. Forty-one states reported the total number of languages that they awarded in SY2022-2023. The number of languages awarded by each state appears in Figure 4.

Furthermore, Table 2 lists the languages in which the SoBL was awarded in each state. The full list of languages was submitted by thirty-nine states. Washington awarded the SoBL in the most languages, with 84 unique languages reflected in their awards. New York followed with 80 languages. In total 143 languages were represented in the awards across the country.

Figure 4. Number of languages awarded by each state.

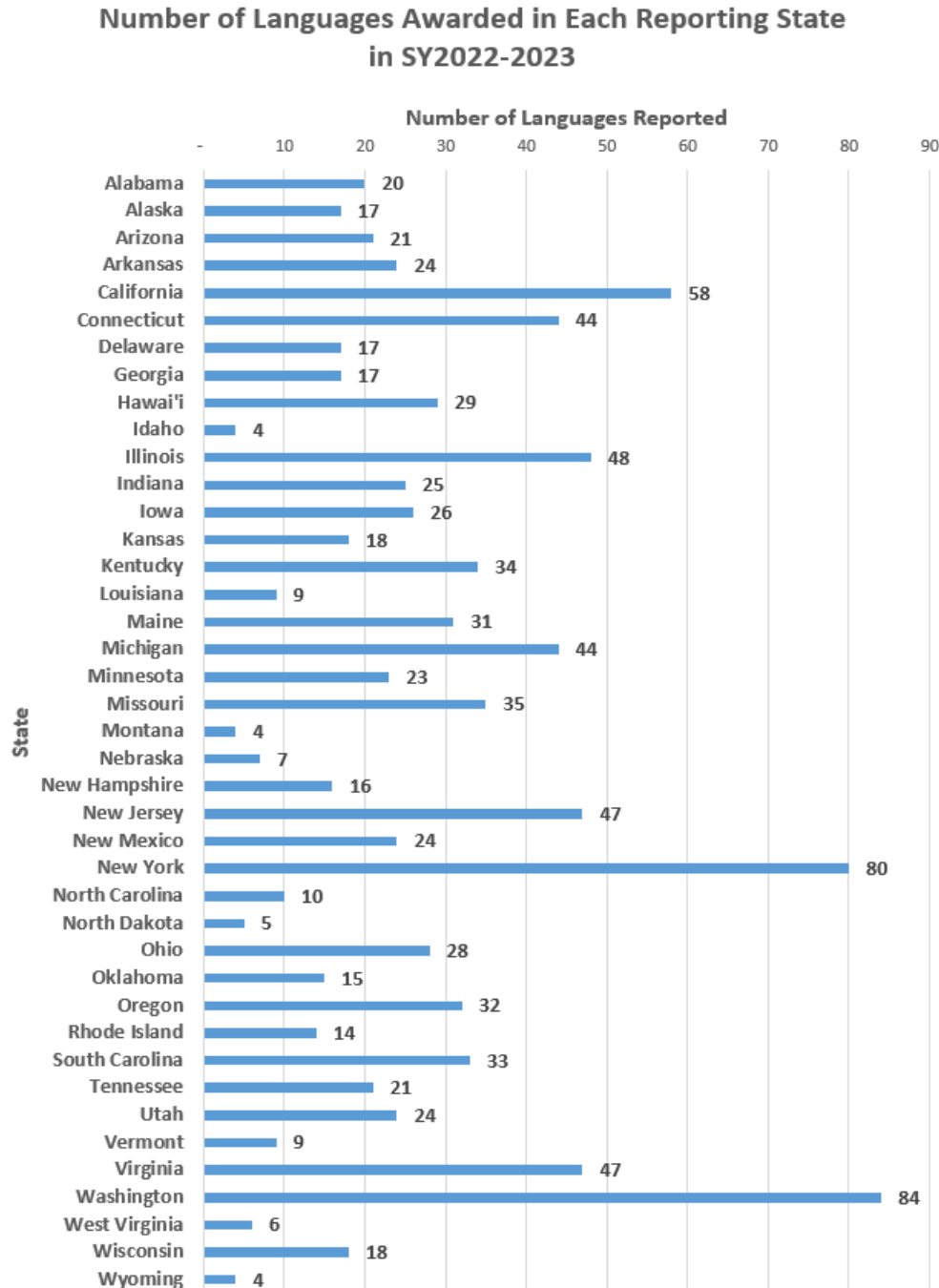


Table 2. Languages in which the Seal of Biliteracy was awarded in SY2022-2023 by reporting states.

Reporting State	Number of Languages	Languages in which the Seal of Biliteracy was Awarded
Alabama	20	American Sign Language (ASL), Arabic, Chinese (Mandarin), Czech, French, Fula/Fulani, German, Hindi, Italian, Japanese, Korean, Latin, Portuguese, Russian, Sou Sou (Susu), Spanish, Tegulu (Telegu), Turkic/Turkish/Uyghur, Urdu, Vietnamese
Alaska	17	American Sign Language (ASL), Chinese (Unspecified), French, German, Hmong, Japanese, Korean, Polish, Portuguese, Russian, Spanish, Tagalog, Ukrainian, Urdu, Vietnamese, Yugtun, Tup'ik
Arizona	21	American Sign Language (ASL), Arabic, Bengali/Bangla/Banga, Chinese (Mandarin), Filipino/Pilipino/Tagalog, French, German, Hungarian, Italian, Japanese, Korean, Macedonian, Navajo, Polish, Portuguese, Romanian/Rumanian, Russian, Serbian, Serbo-Croatian, Spanish, Vietnamese
Arkansas	24	Arabic, Bengali/Bangla/Banga, Chinese (Unspecified), Filipino/Pilipino/Tagalog, French, German, Gujarati, Hakha Chin, Hindi, Hmong/Mong, Italian, Japanese, Korean, Marathi, Marshallese, Portuguese, Romanian/Rumanian, Russian, Serbian, Spanish, Tamil, Turkic/Turkish/Uyghur, Urdu, Vietnamese
California	58	Albanian, American Sign Language (ASL), Amharic, Arabic, Armenian, Assyrian, Bengali/Bangla/Banga, Bisaya/Visayan, Cebuano, Chinese (Mandarin), Czech, Dari, Dutch/Flemish, Filipino/Pilipino/Tagalog, French, German, Greek, Gujarati, Hebrew, Hindi, Hmong/Mong, Hungarian, Igbo, Ilocano, Indonesian, Italian, Japanese, Javanese, Kannada, Khmer, Korean, Latin, Latvian, Lithuanian, Malayalam, Mixteco, Other, Pashto/Pushto, Persian/Farsi, Polish, Portuguese, Punjabi (Panjabi), Romanian/Rumanian, Russian, Samoan, Serbian, Sinhala (Sinhalese), Sipakapense. Spanish, Swahili, Tamil, Telugu (Telegu), Thai, Turkic/Turkish/Uyghur, Ukrainian, Urdu, Vietnamese, Yurok
Connecticut	44	Albanian, American Sign Language (ASL), Akan (Fante/Asante/Twi), Arabic, Bengali/Bangla/Banga, Bosnian, Chinese (Mandarin), Chinese (Unspecified), Czech, Dari, Filipino/Pilipino/Tagalog, French, Fula/Fulani, German, Greek, Gujarati, Guyanese, Haitian Creole, Hebrew, Hindi, Hungarian, Italian, Japanese, Karen/Karenni/Pwo, Korean, Latin, Patois, Marathi, Nepali, Pashto/Pushto, Patois, Polish, Portuguese, Punjabi, Quechua, Russian, Spanish, Swahili, Swedish, Tamil, Turkic/Turkish/Uyghur, Ukrainian, Urdu, Vietnamese, Yoruba
Delaware	17	Akan (Fante/Asante/Twi), American Sign Language (ASL), Arabic, Chinese (Mandarin), French, German, Greek, Haitian Creole, Hindi, Italian, Latin, Portuguese, Romanian/Rumanian, Spanish, Thai, Turkic/Turkish/Uyghur, Ukrainian
Georgia	17	Akan (Fante/Asante/Twi), Chinese (Unspecified), Czech, English, French, German, Haitian Creole, Hindi, Japanese, Korean, Latin, Patois, Portuguese, Russian, Spanish, Tamil, Vietnamese
Hawai'i	29	Arabic, Bisaya/Visayan, Cebuano, Chinese (Cantonese), Chinese (Mandarin), Chuukese, Danish, English, Filipino/Pilipino/Tagalog, French, German, Ilocano, Ilonggo, Indonesian, Italian, Japanese, Kapampangan/Pampangan/Pamgango, Korean, Kosraean, Marshallese, 'Ōlelo Hawai'i, Pohnpeian, Portuguese, Russian, Samoan, Spanish, Thai, Ukrainian, Vietnamese
Idaho	4	Arabic, Chinese (Mandarin), French, Spanish
Illinois	48	Akan (Fante/Asante/Twi), Albanian, American Sign Language (ASL), Amharic, Arabic, Bengali/Bangla/Banga, Bosnian, Bulgarian, Burmese, Chinese (Cantonese), Chinese (Mandarin), Croatian, Czech, Danish, Dutch/Flemish, Filipino/Pilipino/Tagalog, French, German, Greek, Gujarati, Hakha Chin, Hebrew, Hindi, Hungarian, Italian, Japanese, Kazakh, Korean, Latin, Lithuanian, Malayalam, Mongolian, Persian/Farsi, Polish, Portuguese, Punjabi (Panjabi), Romanian/Rumanian, Russian, Serbian, Slovak, Spanish, Swedish, Tamil, Telugu (Telegu), Thai, Ukrainian, Urdu, Vietnamese

Reporting State	Number of Languages	Languages in which the Seal of Biliteracy was Awarded
Indiana	25	Afrikaans/Taal, Arabic, Bengali/Bangla/Banga, Bulgarian, Burmese, Chinese (Mandarin), Filipino/Pilipino/Tagalog, French, German, Hindi, Hungarian, Italian, Japanese, Korean, Lao, Latin, Polish, Portuguese, Punjabi (Panjabi), Romanian/Rumanian, Russian, Spanish, Turkic/Turkish/Uyghur, Vietnamese, Wolof/Oulof
Iowa	26	American Sign Language (ASL), Amharic, Arabic, Bosnian, Burmese, Chinese (Unspecified), Danish, French, German, Hebrew, Hindi, Italian, Japanese, Korean, Latin, Romanian/Rumanian, Russian, Serbian, Spanish, Swahili, Swedish, Tamil, Telugu (Telegu), Turkic/Turkish/Uyghur, Ukrainian, Vietnamese
Kentucky	34	Afrikaans/Taal, Arabic, Bengali/Bangla/Banga, Bisaya/Visayan, Bosnian, Bulgarian, Chinese (Mandarin), Filipino/Pilipino/Tagalog, French, German, Gujarati, Hindi, Hungarian, Indonesian, Japanese, Korean, Latin, Lingala, Malayalam, Marathi, Nepali, Persian/Farsi, Portuguese, Russian, Sango, Sinhala (Sinhalese), Spanish, Swahili, Tamil, Telugu (Telegu), Thai, Ukrainian, Vietnamese, Wolof/Oulof
Louisiana	9	Arabic, Chinese (Mandarin), French, German, Latin, Portuguese, Russian, Spanish, Vietnamese
Maine	31	American Sign Language (ASL), Arabic, Bengali/Bangla/Banga, Bulgarian, Chinese (Cantonese), Chinese (Mandarin), Dari, Filipino/Pilipino/Tagalog, French, German, Hindi, Indonesian, Kinyarwanda, Latin, Lingala, Pashto/Pushto, Patois, Persian/Farsi, Portuguese, Romanian/Rumanian, Serbian, Somali, Somali Maxaa, Spanish, Swahili, Swedish, Tajik, Thai, Ukrainian, Urdu, Vietnamese
Michigan	44	Afrikaans/Taal, Albanian, American Sign Language (ASL), Arabic, Bengali/Bangla/Banga, Bosnian, Bulgarian, Chaldean, Chinese (Unspecified), Filipino/Pilipino/Tagalog, French, German, Greek, Gujarati, Haitian Creole, Hindi, Hungarian, Indonesian, Italian, Japanese, Kinyarwanda, Korean, Latin, Marathi, Nepali, Other, Persian/Farsi, Polish, Portuguese, Romanian/Rumanian, Russian, Sanskrit, Sinhala (Sinhalese), Spanish, Swahili, Sylheti, Syriac, Tamil, Thai, Ukrainian, Urdu, Vietnamese, Wolof/Oulof, Yoruba
Minnesota	23	American Sign Language (ASL), Amharic, Arabic, Bulgarian, Chinese (Mandarin), Czech, French, German, Hebrew, Hindi, Hmong/Mong, Hungarian, Japanese, Karen/Karenni/Pwo, Korean, Oromo, Polish, Portuguese, Russian, Somali, Spanish, Tami, Vietnamese
Missouri	35	Arabic, Bosnian, Chinese (Cantonese), Chinese (Mandarin), Chuukese, Croatian, Dutch, Dari, Filipino/Pilipino/Tagalog, French, German, Gujarati, Hebrew, Hindi, Igbo, Italian, Japanese, Korean, Latin, Norwegian, Persian/Farsi, Polish, Portuguese, Romanian/Rumanian, Russian, Sinhala (Sinhalese), Spanish, Swahili, Swedish, Tamil, Telugu (Telegu), Turkic/Turkish/Uyghur, Ukrainian, Urdu, Vietnamese
Montana	4	French, German, Italian, Spanish
Nebraska	7	Chinese (Unspecified), Filipino/Pilipino/Tagalog, French, Japanese, Korean, Spanish, Tamil
New Hampshire	16	Arabic, Bosnian, Chinese (Cantonese), Chinese (Mandarin), Filipino/Pilipino/Tagalog, French, German, Indonesian, Italian, Korean, Norwegian, Portuguese, Russian, Spanish, Turkic/Turkish/Uyghur, Vietnamese

Reporting State	Number of Languages	Languages in which the Seal of Biliteracy was Awarded
New Jersey	47	Akan (Fante/Asante/Twi), Albanian, American Sign Language (ASL), Arabic, Bengali/Bangla/Banga, Bulgarian, Chinese (Cantonese), Chinese (Mandarin), Czech, Danish, Dari, Dutch/Flemish, Filipino/Pilipino/Tagalog, French, Georgian, German, Gujarati, Haitian Creole, Hebrew, Hindi, Hungarian, Italian, Japanese, Kazakh, Korean, Latin, Lithuanian, Macedonian, Pashto/Pushto, Persian/Farsi, Polish, Portuguese, Punjabi (Panjabi), Romanian/Rumanian, Russian, Serbian, Spanish, Swahili, Tamil, Telugu (Telegu), Thai, Turkic/Turkish/Uyghur, Ukrainian, Urdu, Uzbek, Vietnamese, Yoruba
New Mexico	24	American Sign Language (ASL), Arabic, Chinese (Cantonese), Chinese (Mandarin), Czech, Filipino/Pilipino/Tagalog, French, German, Hungarian, Italian, Japanese, Keres, Korean, Latin, Navajo, Portuguese, Russian, Spanish, Telugu (Telegu), Tewa, Tiwa, Turkic/Turkish/Uyghur, Vietnamese, Zuni
New York	80	Akan (Fante/Asante/Twi), Albanian, American Sign Language (ASL), Amharic, Arabic, Armenian, Bengali/Bangla/Banga, Bosnian, Bulgarian, Burmese, Cebuano, Chinese (Cantonese), Chinese (Mandarin), Croatian, Czech, Dari, Dutch/Flemish, Dzongkha, Filipino/Pilipino/Tagalog, Finnish, French, Fula/Fulani, Ga, Georgian, German, Greek, Guarani, Gujarati, Guyanese, Hakha Chin, Haitian Creole, Hausa, Hebrew, Hindi, Hungarian, Italian, Japanese, Karen/Karenni/Pwo, Kinyarwanda, Kirundi/Rundi, Korean, Lao, Latin, Latvian, Lebanese, Lingala, Macedonian, Malayalam, Mandinka, Mongolian, Nepali, Pashto/Pushto, Patois, Persian/Farsi, Polish, Portuguese, Pulaar, Punjabi (Panjabi), Q'anjob'al/Kanjobal, Rohingya, Romanian/Rumanian, Russian, Serbian, Sinhala (Sinhalese), Somali, Somali (Maay Maay), Soninke, Spanish, Swahili, Tamil, Thai, Tibetan, Tigrinya, Turkic/Turkish/Uyghur, Ukrainian, Urdu, Uzbek, Vietnamese, Wolof/Oulof, Yoruba
North Carolina	10	American Sign Language (ASL), Arabic, Chinese (Unspecified), French, German, Italian, Japanese, Latin, Russian, Spanish
North Dakota	5	Filipino/Pilipino/Tagalog, French, German, Latin, Spanish
Ohio	28	Akan (Fante/Asante/Twi), Albanian, Amharic, Arabic, Burmese, Chinese (Unspecified), French, German, Hebrew, Hindi, Italian, Japanese, Kinyarwanda, Korean, Latin, Nepali, Other, Polish, Portuguese, Romanian/Rumanian, Russian, Serbian, Somali, Spanish, Swahili, Tigrinya, Urdu, Vietnamese
Oklahoma	15	American Sign Language (ASL), Arabic, Chinese (Mandarin), Filipino/Pilipino/Tagalog, French, German, Japanese, Korean, Latin, Russian, Spanish, Turkic/Turkish/Uyghur, Vietnamese, Yoruba, Zomi
Oregon	32	American Sign Language (ASL), Amharic, Arabic, Cebuano, Chinese (Mandarin), Chuukese, Dutch/Flemish, English, Filipino/Pilipino/Tagalog, French, German, Greek, Haitian Creole, Hebrew, Hindi, Hmong/Mong, Italian, Japanese, Korean, Pashto/Pushto, Persian/Farsi, Polish, Portuguese, Romanian/Rumanian, Russian, Samoan, Somali, Spanish, Thai, Ukrainian, Urdu, Vietnamese
Rhode Island	14	American Sign Language (ASL), Arabic, Chinese (Cantonese), Chinese (Mandarin), French, German, Hindi, Italian, Japanese, Korean, Portuguese, Russian, Spanish, Thai

Reporting State	Number of Languages	Languages in which the Seal of Biliteracy was Awarded
South Carolina	33	American Sign Language (ASL), Amharic, Arabic, Bosnian, Bulgarian, Chinese (Cantonese), Chinese (Mandarin), Dutch/Flemish, Filipino/Pilipino/Tagalog, Finnish, French, German, Gujarati, Haitian Creole, Hebrew, Hindi, Ilocano, Italian, Japanese, Korean, Latin, Lithuanian, Patois, Polish, Portuguese, Russian, Serbian, Spanish, Tamil, Thai, Turkic/Turkish/Uyghur, Urdu, Vietnamese
Tennessee	21	Amharic, Arabic, Chinese (Mandarin), Filipino/Pilipino/Tagalog, French, German, Gujarati, Haitian Creole, Korean, Latin, Polish, Russian, Somali Maxaa, Somali (Maay Maay), Spanish, Swahili, Turkic/Turkish/Uyghur, Vietnamese, Yoruba, Zomi
Utah	24	Achinese (Aceh), American Sign Language (ASL), Arabic, Bosnian, Burmese, Chinese (Mandarin), Chinese (Unspecified), English, Filipino/Pilipino/Tagalog, French, German, Hebrew, Japanese, Korean, Mongolian, Portuguese, Russian, Serbian, Somali, Spanish, Swedish, Tibetan, Tongan, Vietnamese
Vermont	9	Dutch/Flemish, English, French, German, Hindi, Latin, Spanish, Turkic/Turkish/Uyghur, Vietnamese
Virginia	47	Akan (Fante/Asante/Twi), Albanian, American Sign Language (ASL), Amharic, Arabic, Armenian, Bengali/Bangla/Banga, Chinese (Cantonese), Chinese (Mandarin), Czech, Filipino/Pilipino/Tagalog, French, Georgian, German, Greek, Hindi, Hungarian, Indonesian, Italian, Japanese, Khmer, Korean, Kurdish, Latin, Mongolian, Nepali, Pashto/Pushto, Persian/Farsi, Polish, Portuguese, Romanian/Rumanian, Russian, Serbo-Croatian, Slovak, Somali, Spanish, Swahili, Swedish, Tajik, Tamil, Telugu (Telegu), Thai, Tigrinya, Turkic/Turkish/Uyghur, Ukrainian, Urdu, Vietnamese
Washington	84	Akan (Fante/Asante/Twi), Albanian, American Sign Language (ASL), Amharic, Arabic, Bengali/Bangla/Banga, Bosnian, Bulgarian, Chinese (Cantonese), Chinese (Mandarin), Chinese (Unspecified), Chungki/Chunkese, Chuukese, Croatian, Czech, Danish, Dari, Dutch/Flemish, Ethiopic, Filipino/Pilipino/Tagalog, Finnish, French, German, Gujarati, Hakha Chin, Haitian Creole, Hebrew, Hindi, Hmong/Mong, Hungarian, Indonesian, Italian, Japanese, Javanese, Kanjobal, Kannada, Karen/Karenni/Pwo, Khmer, Kinyarwanda, Korean, Kosraean, Kurdish, Lithuanian, Luganda, Malayalam, Mandinka, Marathi, Marshallese, Moldovian, Mongolian, Nepali, Norwegian, Oromo, Other, Palauan, Pashto/Pushto, Persian/Farsi, Pohnpeian, Polish, Portuguese, Punjabi (Panjabi), Romanian/Rumanian, Russian, Samoan, Sanskrit, Serbian, Shona, Sinhala (Sinhalese), Somali, Spanish, Swahili, Swedish, Tamil, Tedim, Telugu (Telegu), Thai, Tigrinya, Tongan, Turkic/Turkish/Uyghur, Ukrainian, Urdu, Vietnamese, Wolof/Oulof, Yakima
Wisconsin	18	Akan (Fante/Asante/Twi), American Sign Language (ASL), Arabic, Burmese, Chinese (Mandarin), French, German, Hebrew, Hmong/Mong, Karen/Karenni/Pwo, Lithuanian, Persian/Farsi, Russian, Somali, Spanish, Swahili, Urdu, Yoruba
Wyoming	4	French, German, Japanese, Spanish

Overview of Languages Awarded in the Seal of Biliteracy in School Year 2022-2023

Each state awarded a different number of languages based on the languages spoken by their student population, their interests, and language learning offered through community and cultural practices in both informal and formal instruction. Additionally, each state sets criteria to determine the process for awarding the SoBL. This criteria has implications on the languages that are awarded across the country. Some states have policies that allow for the SoBL to be awarded when a student is able to adequately demonstrate proficiency in a language through documented artifacts and experiences. In other states, proficiency must be demonstrated via performance in normed language assessments.

Out of the total 143 languages that are represented in this report, 37 languages were awarded by 10 or more individual states, as shown in Figure 5. Spanish and French were the most widely awarded languages, reflected in all 39 states that shared their list of languages awarded. German and Arabic were awarded in 37 and 32 states each, respectively.

As in previous reports of the SoBL, this report also includes data on the languages that were awarded by 50% or more of the reporting states (see Figure 6), by 25%-49% of the reporting states (see Figure 7), by 10%-24% of the reporting states (see Figure 8), and in less than 10% of the reporting states (see Table 3). These percentages were calculated by the number of states that awarded a language, out of 39, the total number of states that reported a list of languages awarded.

It is important to highlight that eleven Native American and Pacific Islander languages spoken in the U.S. were awarded as part of the SoBL in the 39 states that reported their list of awarded languages (see Table 4). Additionally, 23 of reporting states awarded in American Sign Language (ASL).

Figure 5. Languages that were awarded by ten or more of the 35 reporting states in SY2022-2023
Languages Awarded by Ten or More Reporting States in SY2022-2023

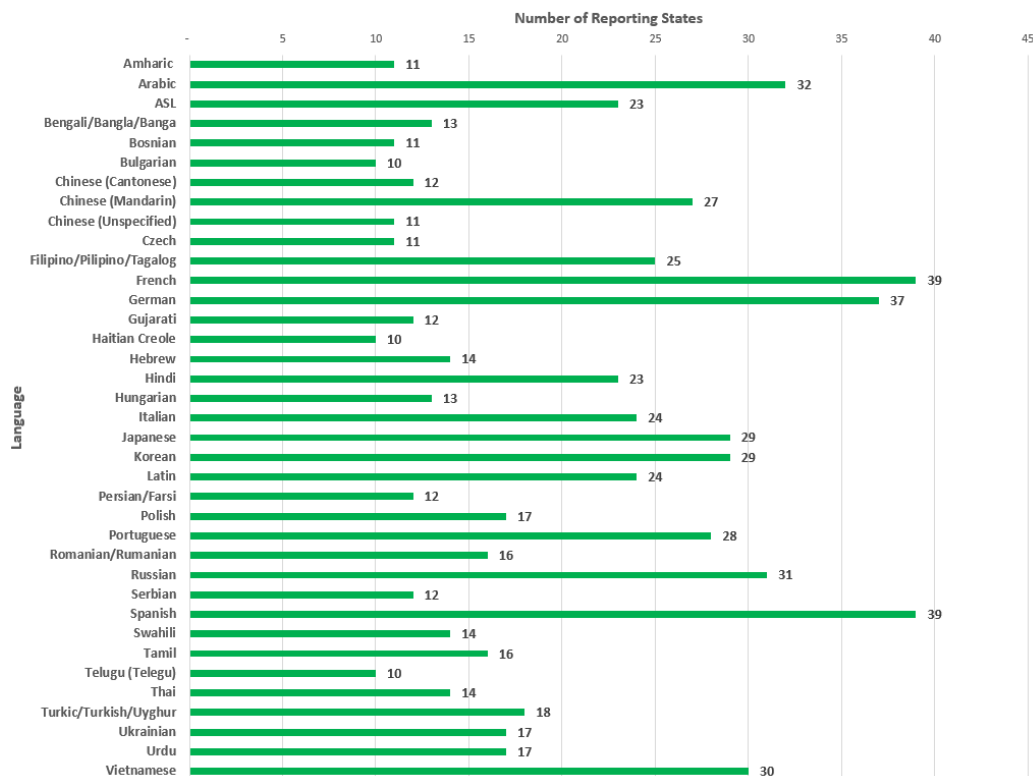


Figure 6. Languages awarded by at least 50% of the 39 reporting states in SY2022-2023

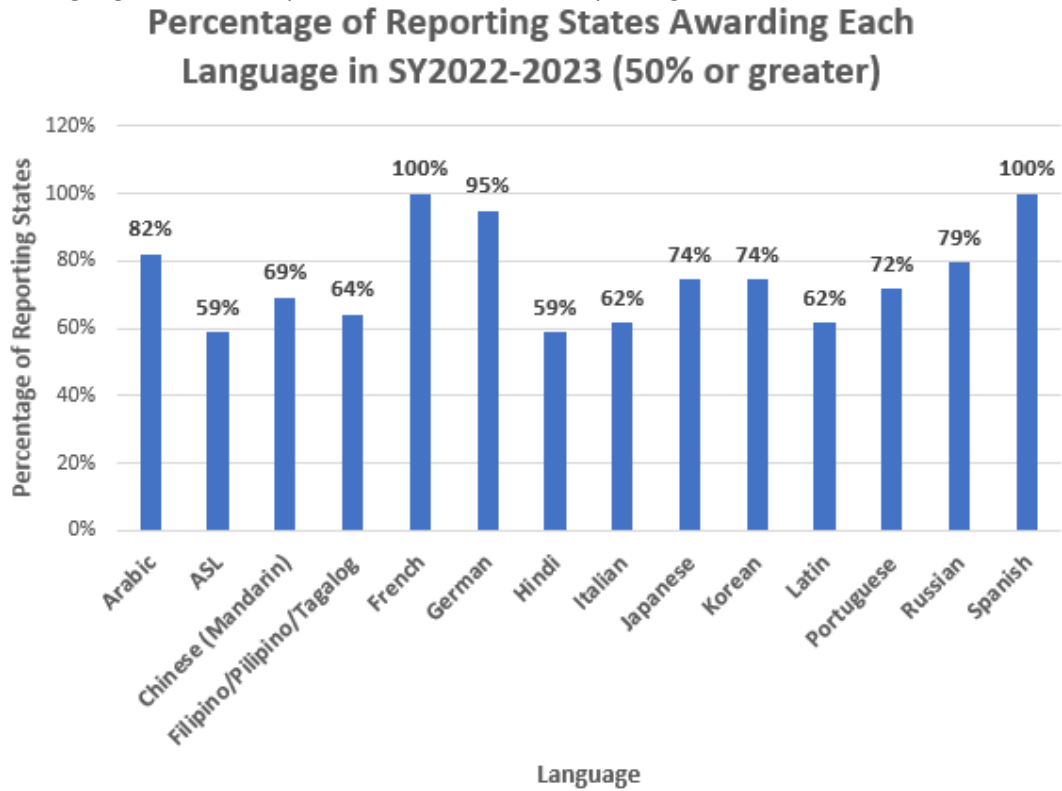


Figure 7. Languages awarded by 25% to 49% of the 39 reporting states in SY2022-2023

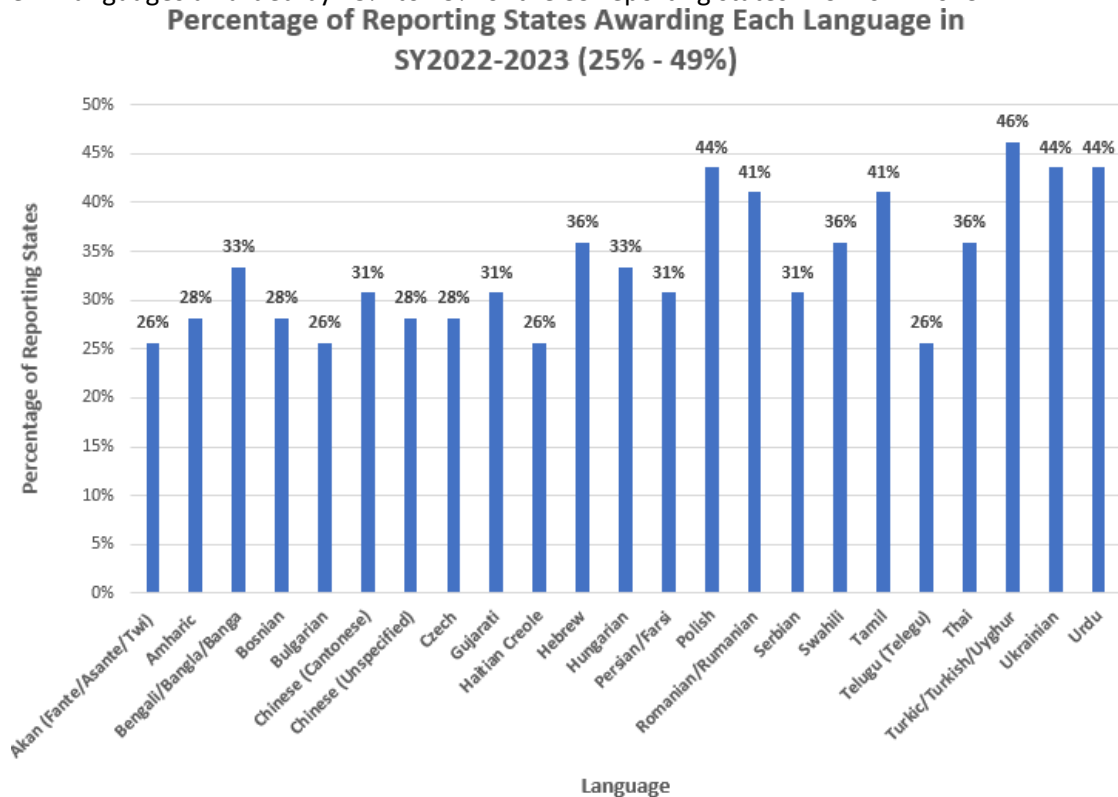


Figure 8. Languages awarded by 10% to 24% of the 39 reporting states in SY2022-2023

Percentage of Reporting States Awarding Each Language in SY2022-2023 (10% - 19%)

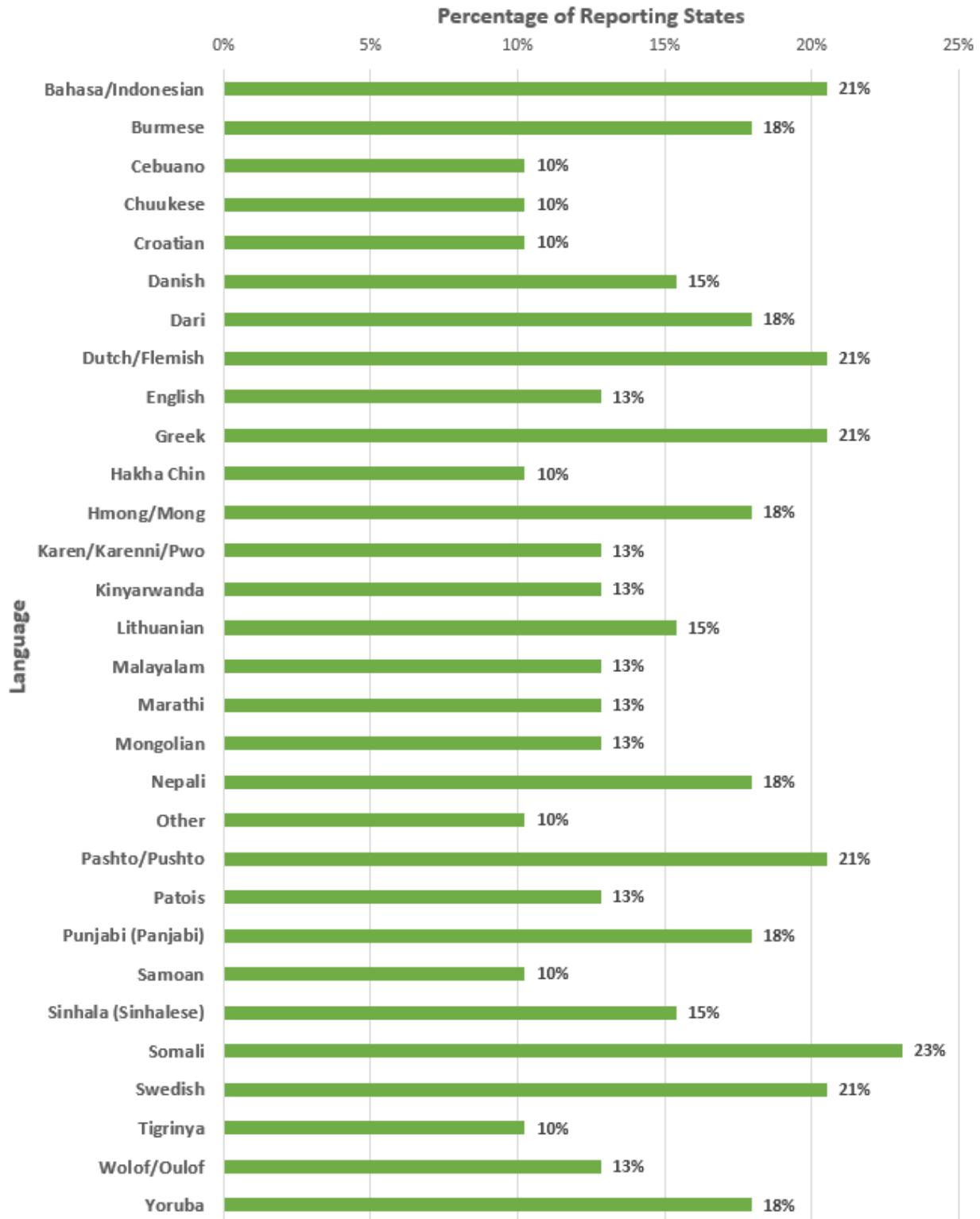


Table 3. Languages awarded by less than 10% of the 39 reporting states in SY2022-2023

Language	# of States Awarding	% of States Awarding	Language	# of States Awarding	% of States Awarding
Achinese (Aceh)	1	3%	Mixteco	1	3%
Afrikaans/Taal	3	8%	Moldovian	1	3%
Armenian	3	8%	Navajo	2	5%
Assyrian	1	3%	Norwegian	3	8%
Bisaya/Visayan	3	8%	'Ōlelo Hawai'i	1	3%
Chaldean	1	3%	Oromo	2	5%
Chungki/Chunkese	1	3%	Palauan	1	3%
Dzongkha	1	3%	Pohnpeian	2	5%
Ethiopic	1	3%	Pulaar	1	3%
Finnish	3	8%	Q'anjob'al/Kanjobal	1	3%
Fula/Fulani	3	8%	Quechua	1	3%
Ga	1	3%	Rohingya	1	3%
Georgian	3	8%	Sango	1	3%
Guarani	1	3%	Sanskrit	2	5%
Guyanese	1	3%	Serbo-Croatian	2	5%
Hausa	1	3%	Shona	1	3%
Igbo	2	5%	Sipakapense	1	3%
Ilocano	3	8%	Slovak	2	5%
Ilonggo	1	3%	Somali Maxaa	2	5%
Javanese	2	5%	Somali (Maay Maay)	2	5%
Kanjobal	1	3%	Soninke	1	3%
Kannada	2	5%	Sou Sou (Susu)	1	3%
Kapampangan/Pampangan/ Pamgango	1	3%	Sylheti	1	3%
Kazakh	2	5%	Syriac	1	3%
Keres	1	3%	Tajik	2	5%
Khmer	3	8%	Tedim	1	3%
Kirundi/Rundi	1	3%	Tewa	1	3%
Kosraean	2	5%	Tibetan	2	5%
Kurdish	2	5%	Tiwa	1	3%
Lao	2	5%	Tongan	2	5%
Latvian	2	5%	Uzbek	2	5%
Lebanese	1	3%	Yakima	1	3%
Lingala	3	8%	Yugtun	1	3%
Luganda	1	3%	Yup'ik	1	3%
Macedonian	3	8%	Yurok	1	3%
Mandinka	2	5%	Zomi	2	5%
Marshallese	3	8%	Zuni	1	3%

Table 4. Native American and Pacific Islander languages awarded in the 35 reporting states

Language	States Awarding (total states)	Language	States Awarding (total states)
Keres	New Mexico (1)	Yakima	Washington (1)
Navajo	Arizona, New Mexico (2)	Yugtun	Alaska (1)
'Ōlelo Hawai'i	Hawai'i (1)	Yup'ik	Alaska (1)
Samoan	California, Hawai'i, Oregon, Washington (4)	Yurok	California (1)
Tewa	New Mexico (1)	Zuni	New Mexico (1)
Tiwa	New Mexico (1)		

Seal of Biliteracy Awards to English Learners in School Year 2022-2023

The SoBL was originally created to highlight the linguistic assets of English Learners (ELs). Table 5 shows the number of SoBL awards reported by 32 states for ELs and Former ELs. For purposes of this report, the Ever EL count is calculated by combining the EL and Former EL figures and may not reflect the actual total number of Ever ELs who received the SoBL in each reporting state. Table 6 presents the number of heritage speakers who attained a SoBL award in 6 reporting states in SY2022-2023. Figure 9 shows the percentages of Ever ELs and Never ELs receiving the SoBL. Figure 10 shows the Ever EL data by state.

Table 5. Seal of Biliteracy Awards to ELs, Former ELs, and Ever ELs by State

[Note: For purposes of this report, the Ever EL count of SoBL awards is calculated by combining the EL and Former EL counts of each reporting state and may not reflect the actual total number of Ever ELs who received the award per state in SY2021-2022.]

State	Total Number of SoBL Awards	Number of ELs that Attained a SoBL Award	Number of Former ELs that Attained a SoBL Award	Number of Ever ELs that Attained a SoBL Award	Percentage of SoBL Awardees Who Were Ever ELs
Alaska	383			2	1%
Arizona	1,658			331	20%
California	59,782			27,082	45%
Connecticut	3,998	486	809	1,295	32%
Delaware	424	48	194	242	57%
Florida	16,039			9,712	61%
Hawai'i	557	82	214	296	53%
Idaho	57			5	9%
Illinois	7,959	332	4045	4,377	55%
Indiana	866	120	211	331	38%
Iowa	1,223	52		52	4%
Kansas	817			347	42%
Kentucky	447	11		11	2%
Louisiana	1,099			16	1%
Maine	515	98		98	19%
Maryland	2,743	335	981	1,316	48%
Massachusetts	2,735	207	377	584	21%
Minnesota	2,749	406		406	15%
Missouri	1,692			525	31%
New Hampshire	87	11		11	13%
New Jersey	8,784	979	714	1,693	19%
New Mexico	1,181	332	446	778	66%
New York	8,745	609	1684	2,293	26%
North Dakota	99	5		5	5%
Ohio	1,010	102	302	404	40%
Oregon	2,991			1,365	46%
South Carolina	1,166	375		375	32%
Tennessee	947			319	34%
Utah	1,678	127		127	8%
Virginia	7,009	1024		1,024	15%
West Virginia	90	4		4	4%
Wyoming	123	7	42	49	40%
TOTAL	139,653	5,752	10,019	55,475	40%

Table 6. Seal of Biliteracy Awards to Heritage Speakers of Languages Other than English by State

State	Total Number of SoBL Awards	Number of Heritage Speakers Receiving the SoBL	Percentage of Heritage Speakers Receiving the SoBL
Illinois	7,959	1,386	17%
Indiana	866	82	9%
New York	8,745	1,273	15%
Utah	1,678	326	19%
West Virginia	90	4	4%
Wyoming	123	12	10%
TOTAL	11,502	1,697	15%

Figure 9. Percentage of Ever English learners and Never English Learners receiving the Seal of Biliteracy in 32 reporting states for SY2022-2023

[Note: The Ever EL count of SoBL awards is calculated by combining the EL and Former EL counts of each reporting state and may not reflect the actual total number of Ever ELs who received the award per state in SY2022-2023.]

Percentage of SoBL Earners by Ever EL Status in Reporting States in SY2022-2023

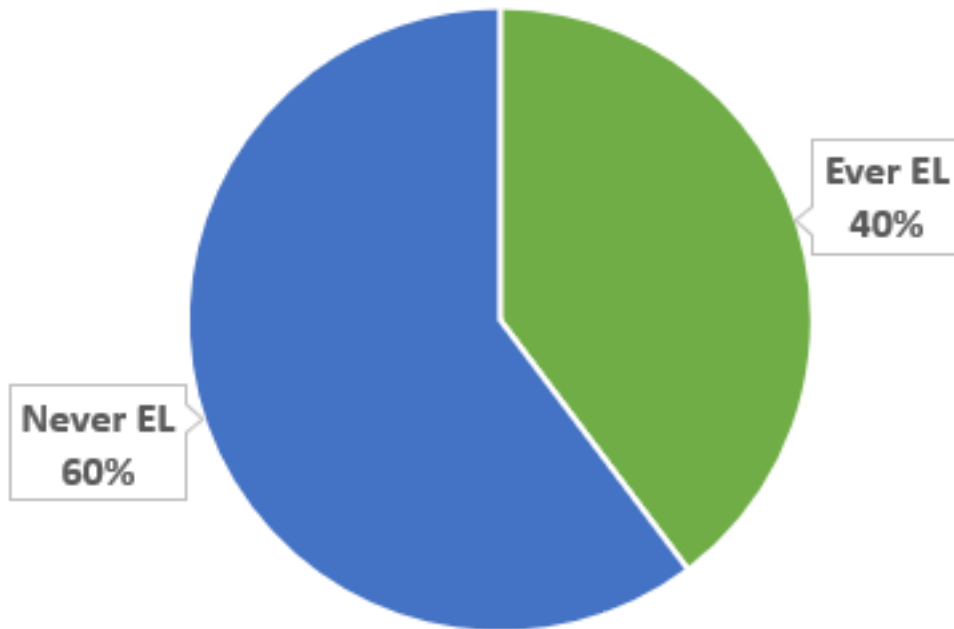
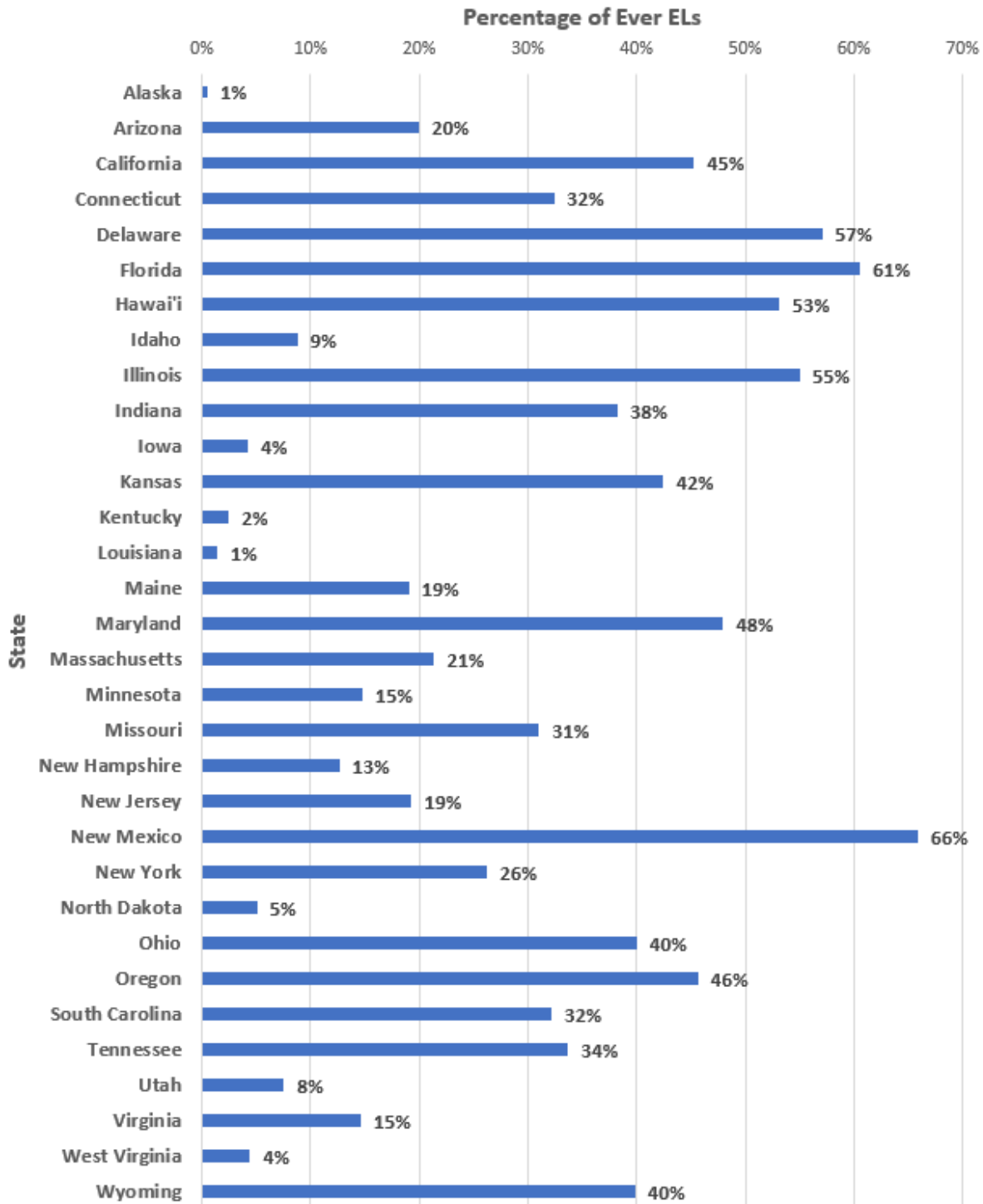


Figure 10. Percentage of Ever English Learners that earned the Seal of Biliteracy in 32 reporting states in SY2022-2023

Note: For purposes of this report, the Ever EL count of SoBL awards is calculated by combining the EL and Former EL counts of each reporting state and may not reflect the actual total number of Ever ELs who received the award per state in SY2022-2023.

Percentage of Ever ELs that Attained a SoBL Award in Reporting States in SY2022-2023



Contact Information

Direct any questions on this report to Arthur Chou at info@SealofBiliteracy.org.

